



**JABATAN PERDANA MENTERI  
JABATAN PERANGKAAN MALAYSIA**

**KENYATAAN MEDIA  
LAPORAN KHAS IMPAK BANJIR MALAYSIA 2021**

---

**Kos kerugian banjir di Malaysia 2021 mencecah RM6.1 bilion**

**PUTRAJAYA, 28 JANUARI 2022** – Jabatan Perangkaan Malaysia (DOSM) telah menjalankan survei khas untuk menilai impak banjir yang melanda Malaysia pada pertengahan bulan Disember 2021. Survei ini telah dijalankan pada 30 Disember 2021 sehingga 27 Januari 2022. Negeri-negeri yang terkesan adalah Johor, Kelantan, Melaka, Negeri Sembilan, Pahang, Perak, Selangor, Terengganu, Sabah, Sarawak, dan W.P. Kuala Lumpur. Jabatan Perangkaan Malaysia (DOSM) pada hari ini mengeluarkan **LAPORAN KHAS IMPAK BANJIR DI MALAYSIA 2021**. Laporan ini membentangkan impak banjir di Malaysia 2021, kajian kes di sekitar Lembah Klang dan statistik ekonomi sosial di peringkat daerah.

Dato' Sri Dr. Mohd Uzir Mahidin berkata "kajian ini bertujuan untuk menilai jumlah kerugian dan kerosakan akibat banjir yang melanda negara pada penghujung tahun 2021 dan awal tahun 2022. Kerugian ini meliputi nilai kerosakan tempat kediaman, kenderaan, premis perniagaan dan perindustrian. Bagi jumlah kerosakan industri pertanian dan aset awam & infrastruktur, data daripada agensi-agensi kerajaan yang berkaitan digunakan."

Dari segi kaedah pengumpulan data, DOSM menggunakan kaedah banci secara bersemuka di kawasan terlibat yang menggunakan soal selidik, kaedah pemerhatian dan panggilan telefon. DOSM juga menggunakan data pentadbiran yang diperolehi daripada pelbagai agensi lain seperti Unit Penyelarasan Pelaksanaan (ICU), Agensi Pengurusan Bencana Negara (NADMA), Jabatan Kebajikan Masyarakat (JKM), Polis Diraja Malaysia (PDRM), Angkatan Pertahanan Awam (APM), Jabatan Bomba dan Penyelamat Malaysia (JBPM), Kerajaan Negeri, Pejabat Daerah, Pusat Pemindahan Sementara,

Majlis Pengurusan Komuniti Kampung, dan Organisasi Bukan Kerajaan (NGO). Ini membolehkan DOSM mengumpul data yang lebih komprehensif.

Dato' Sri Dr. Mohd Uzir Mahidin memaklumkan, jumlah kerugian keseluruhan akibat banjir bernilai RM6.1 bilion bersamaan 0.40 peratus berbanding Keluaran Dalam Negara Kasar nominal. Tempat kediaman mengalami kerugian sebanyak RM1.6 bilion, kenderaan RM1.0 bilion, pembuatan RM0.9 bilion, premis perniagaan RM0.5 bilion, pertanian RM90.6 juta dan aset awam & infrastruktur sebanyak RM2.0 bilion.

Dari segi tempat kediaman, Selangor mencatatkan kerugian tertinggi berjumlah RM1.0 bilion, diikuti Pahang RM425.6 juta dan Melaka RM69.7 juta. Bagi negeri Selangor, daerah yang mencatatkan kerugian tertinggi adalah daerah Petaling RM258.0 juta, diikuti Hulu Langat RM253.6 juta dan Klang RM252.8 juta. Di Pahang, daerah Kuantan merupakan daerah tertinggi bagi kerugian tempat kediaman sebanyak RM197.4 juta, diikuti Temerloh, RM95.1 juta dan Bentong RM60.0 juta. Seterusnya, daerah Melaka Tengah merekodkan kerugian tertinggi bagi negeri Melaka dengan jumlah RM60.8 juta, diikuti daerah Alor Gajah RM6.9 juta dan Jasin RM2.0 juta.

Bagi kenderaan, Dato' Sri Dr. Mohd Uzir Mahidin berkata, tiga negeri yang mencatatkan kerugian tertinggi adalah Selangor RM855.0 juta, Pahang RM78.2 juta, dan Negeri Sembilan RM18.3 juta. Daerah yang mencatatkan kerugian tertinggi bagi kerosakan kenderaan di negeri Selangor adalah daerah Petaling RM328.3 juta, diikuti Klang RM276.9 juta dan Hulu Langat RM155.5 juta. Sementara itu, Temerloh di Pahang mencatatkan kerosakan kenderaan tertinggi berjumlah RM44.8 juta diikuti Kuantan RM23.8 juta dan Bentong RM4.2 juta. Daerah Jelebu merekodkan kerugian tertinggi bagi Negeri Sembilan RM5.2 juta, seterusnya daerah Port Dickson RM4.6 juta dan Seremban RM3.7 juta.

Dari segi kerosakan sektor pembuatan, Selangor merekodkan kerugian tertinggi di Malaysia berjumlah RM884.5 juta, diikuti oleh Pahang RM5.6 juta dan Negeri Sembilan RM1.2 juta. Bagi negeri Selangor, Klang mencatatkan kerugian sektor pembuatan tertinggi dengan jumlah RM578.4 juta, diikuti Petaling RM301.5 juta dan Hulu Langat RM4.6 juta. Di negeri Pahang, Bentong merupakan daerah tertinggi bagi kerugian sektor

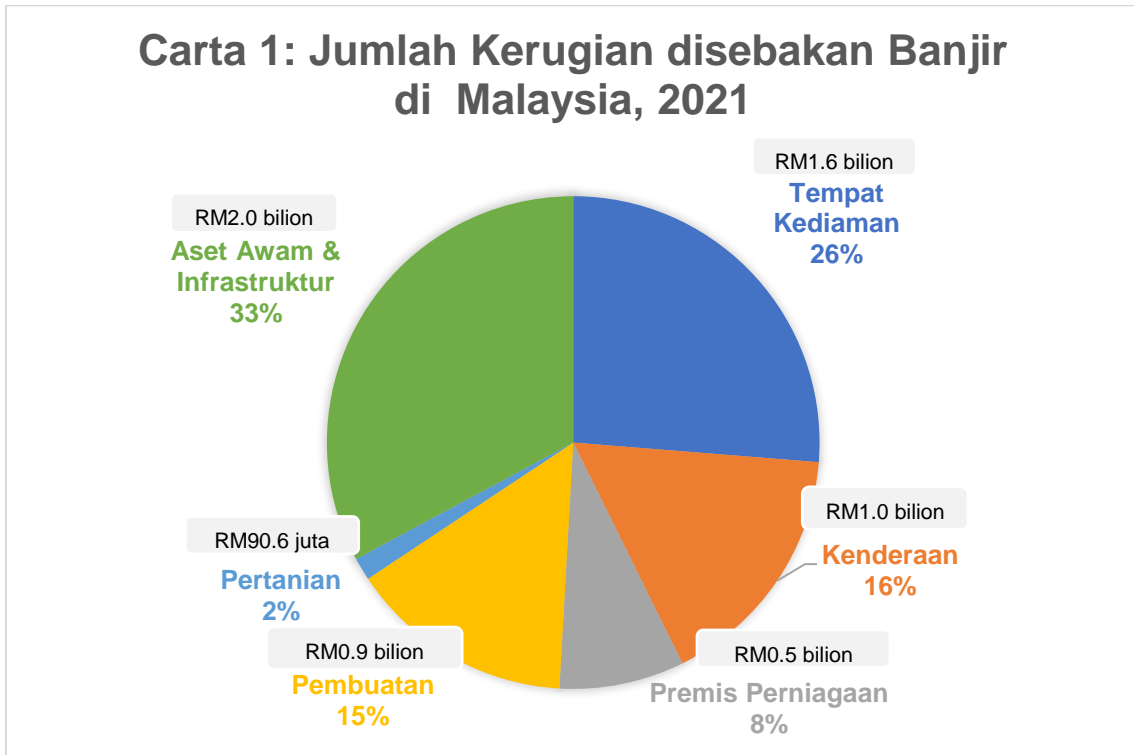
pembuatan berjumlah RM5.5 juta, dan Seremban mencatatkan kerugian pembuatan tertinggi bagi Negeri Sembilan berjumlah RM1.2 juta.

Ketua Perangkawan juga mengulas, “Negeri Selangor mencatatkan jumlah tertinggi bagi kerugian premis perniagaan, berjumlah RM396.4 juta. Kerugian tertinggi bagi premis perniagaan di Selangor adalah daerah Petaling berjumlah RM193.6 juta diikuti daerah Klang RM82.4 juta dan Sepang RM55.1 juta. Pahang merupakan negeri kedua tertinggi bagi kerugian premis perniagaan dengan kerugian RM83.8 juta dan seterusnya negeri Johor RM13.8 juta. Bagi Pahang, Kuantan adalah daerah tertinggi dengan jumlah RM32.3 juta, diikuti Temerloh RM18.7 juta dan Bentong RM14.4 juta. Seterusnya, kerugian premis perniagaan di daerah Segamat, Johor berjumlah RM7.0 juta, diikuti daerah Tangkak RM2.8 juta dan Mersing RM1.4 juta.”

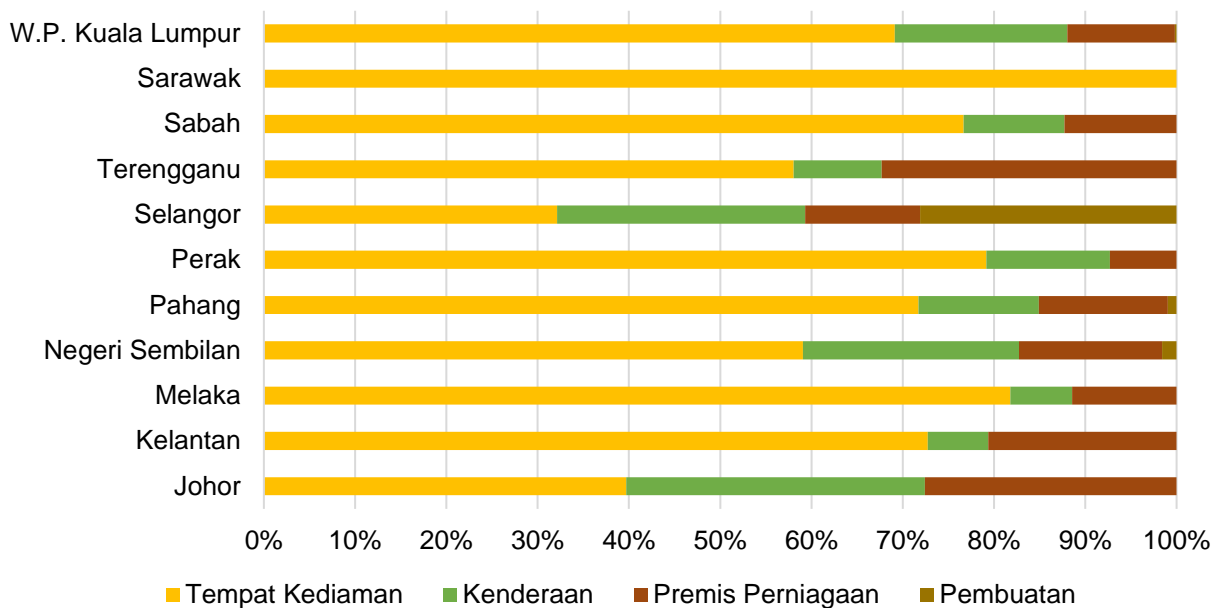
Kajian-kajian lain yang telah dilaksanakan oleh DOSM di negeri-negeri terkesan banjir turut dimuatkan di dalam laporan ini bertujuan untuk membantu pengguna memahami situasi banjir yang melanda negara.

Jabatan Perangkaan Malaysia sedang menjalankan Survei Pendapatan, Perbelanjaan Isi Rumah dan Kemudahan Asas (HIES/BA) 2022 bermula dari 1 Januari 2022 sehingga 31 Disember 2022. Jabatan ini amat menghargai kerjasama daripada responden yang terpilih untuk memberikan maklumat kepada pegawai DOSM serta menjayakan survei ini. Sila layari [www.dosm.gov.my](http://www.dosm.gov.my) untuk maklumat lanjut.

**Carta 1: Jumlah Kerugian disebabkan Banjir di Malaysia, 2021**



**Carta 2: Peratusan Kerugian disebabkan Banjir di Malaysia 2021 mengikut Jenis dan Negeri Terpilih**



Dikeluarkan oleh:

**PEJABAT KETUA PERANGKAWAN MALAYSIA  
JABATAN PERANGKAWAN MALAYSIA  
28 JANUARI 2022**



PRIME MINISTER'S DEPARTMENT  
DEPARTMENT OF STATISTICS MALAYSIA

**MEDIA STATEMENT**  
**SPECIAL REPORT ON IMPACT OF FLOODS IN MALAYSIA 2021**

---

**Cost of Losses in Malaysia's Flood 2021 reach RM6.1 billion**

**PUTRAJAYA, JANUARY 28, 2022** –The Department of Statistics Malaysia (DOSM) conducted a special survey to assess the impact of floods that occurred in the middle of December 2021 in Malaysia. The survey began on December 30, 2021 until January 27, 2022. The states affected were Johor, Kelantan, Melaka, Negeri Sembilan, Pahang, Perak, Selangor, Terengganu, Sabah, Sarawak, and W.P. Kuala Lumpur. Today, the Department of Statistics Malaysia (DOSM) released a **SPECIAL REPORT ON IMPACT OF FLOODS IN MALAYSIA 2021**. This report presents the impact of floods in Malaysia 2021, case studies in several areas in the Klang Valley, and socio-economic statistics at the districts level.

Dato' Sri Dr. Mohd Uzir Mahidin said, "This study aims to evaluate the total loss and damage due to flood that hit Malaysia at the end of 2021 and early 2022. These losses include the value of the damage for living quarters, vehicles, businesses, and industrial premises. For total damage of agricultural industry and public assets & infrastructure, data from relevant government agencies were used."

In terms of data collection, DOSM conducted face-to-face interview in affected area using questionnaire besides observation and telephone call methods. DOSM also used administrative data that were obtained from various agencies such as Implementation Coordination Unit (ICU), National Disaster Management Agency (NADMA), Department of Social Welfare Malaysia (JKM), Royal Malaysian Police (PDRM), Malaysia Civil Defence Department (APM), Fire and Rescue Department of Malaysia (JBPM), State Government, District Offices, Temporary Evacuation Centres, The Village Community Management Council, and Non-Governmental Organizations (NGO). This allows DOSM to collect a more comprehensive data.

According to Dato' Sri Dr. Mohd Uzir Mahidin, overall losses due to floods were RM6.1 billion which equivalent 0.40 per cent against nominal Gross Domestic Product. Living quarters losses RM1.6 billion, vehicles RM1.0 billion, manufacturing RM0.9 billion, business premises RM0.5 billion, agriculture RM90.6 million, and public assets & infrastructure RM2.0 billion.

In terms of living quarters, Selangor recorded the highest losses of RM1.0 billion, followed by Pahang RM425.6 million, and Melaka RM69.7 million. For Selangor, the districts that recorded the highest living quarters losses were Petaling amounted to RM258.0 million, followed by Hulu Langat RM253.6 million, and Klang RM252.8 million. In Pahang, Kuantan district recorded the highest losses of living quarters with RM197.4 million, followed by Temerloh RM95.1 million, and Bentong RM60.0 million. Next, Melaka Tengah recorded the highest living quarters losses for Melaka RM60.8 million, followed by the districts of Alor Gajah RM6.9 million, and Jasin RM2.0 million.

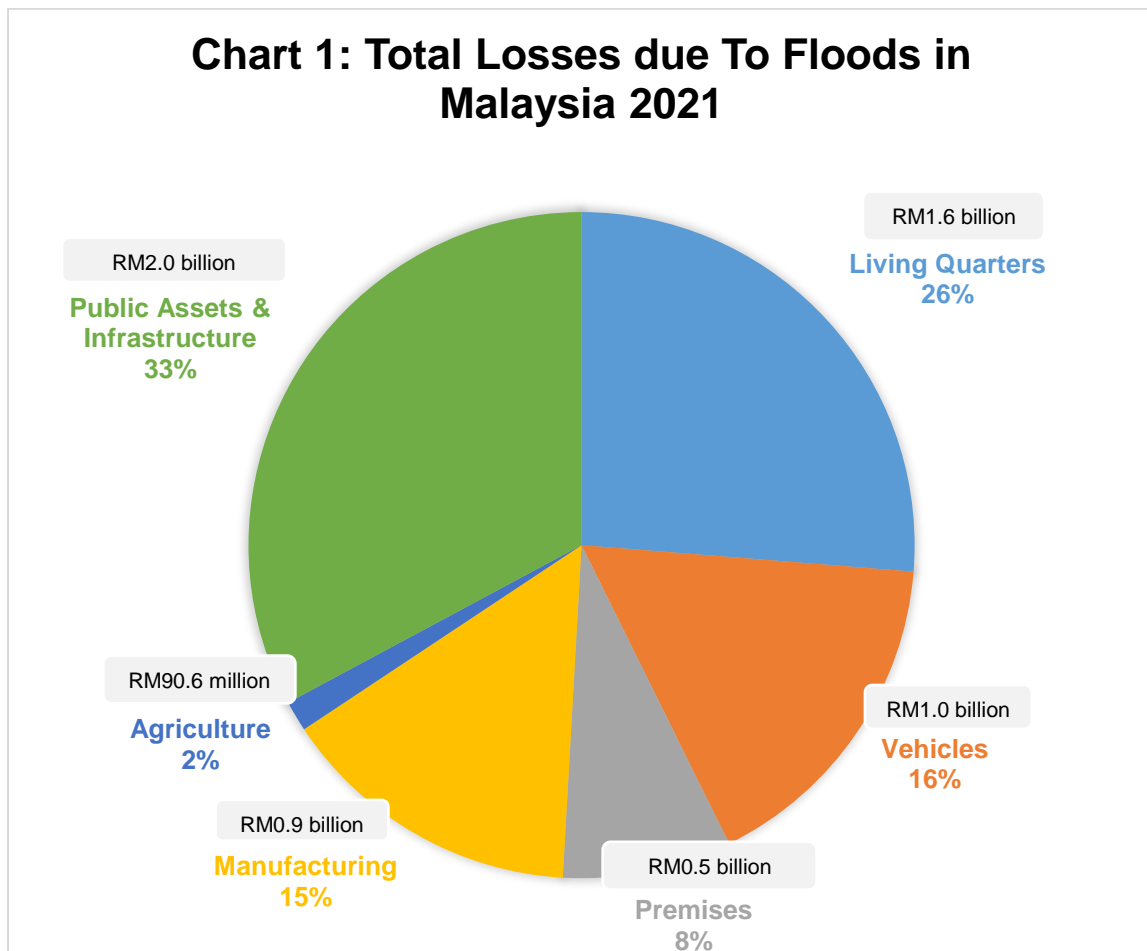
For vehicles, Dato' Sri Dr. Mohd Uzir Mahidin said, the three states that recorded the highest losses were Selangor RM855.0 million, Pahang RM78.2 million, and Negeri Sembilan RM18.3 million. The districts that recorded the highest losses for vehicle damage in Selangor were Petaling with RM328.3 million, followed by Klang RM276.9 million, and Hulu Langat RM155.5 million. Meanwhile, Temerloh in Pahang recorded the highest vehicle damage losses amounting RM44.8 million, followed by Kuantan RM23.8 million, and Bentong RM4.2 million. Jelebu recorded the highest losses for Negeri Sembilan RM5.2 million, followed by Port Dickson RM4.6 million, and Seremban RM3.7 million.

In terms of manufacturing sector, Selangor recorded the highest losses in Malaysia with RM884.5 million, followed by Pahang RM5.6 million, and Negeri Sembilan RM1.2 million. For Selangor, the districts that recorded the highest manufacturing losses were Klang RM578.4 million, followed by Petaling RM301.5 million and Hulu Langat RM4.6 million. In Pahang, Bentong had the highest manufacturing losses of RM5.5 million and Seremban recorded the highest manufacturing losses for Negeri Sembilan RM1.2 million. The Chief Statistician also commented, "Selangor was the highest state recorded for business premises losses, amounted RM396.4 million. The highest losses for business premises in Selangor district were Petaling RM193.6 million, followed by Klang

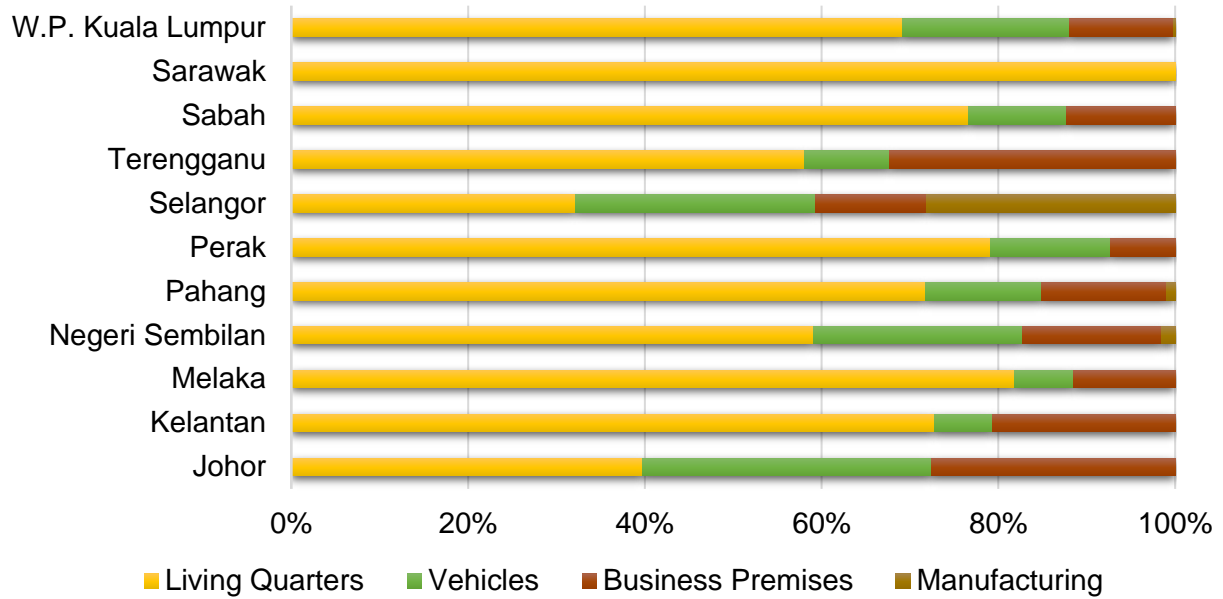
RM82.4 million, and Sepang RM55.1 million. Pahang the second highest for business premises losses with RM83.8 million, and followed by Johor RM13.8 million. For Pahang, Kuantan was the highest amounted RM32.3 million, followed by Temerloh RM18.7 million, and Bentong RM14.4 million. Next, the business premises losses in Johor were Segamat with RM7.0 million, followed by Tangkak RM2.8 million and Mersing RM1.4 million."

Other surveys conducted by DOSM in flood-affected states are also included in this report to help users understand the country's flood situation.

The Department of Statistics Malaysia is conducting Household Income, Expenditure and Basic Amenities Survey (HIES/BA) 2022 from 1st January 2022 until 31st December 2022. The Department is gratefully acknowledges the co-operation provided by the selected respondents to share the information to DOSM's officer's and making the survey a success. Please visit [www.dosm.gov.my](http://www.dosm.gov.my) for further info.



**Chart 2: Percentage of Losses due to Floods in Malaysia 2021 by Types and Selected States**



Released by:

**THE OFFICE OF CHIEF STATISTICIAN MALAYSIA  
DEPARTMENT OF STATISTICS, MALAYSIA  
28 JANUARY 2022**